



**Public Health**  
Prevent. Promote. Protect.

Champaign-Urbana Public Health District

## Champaign County Respiratory Illness Weekly Surveillance Report

Surveillance Week 14 (04/05/2026 – 04/11/2026)

This weekly surveillance report provides indicators pertaining to the “big 3” respiratory illnesses— COVID-19, Flu, and Respiratory Syncytial Virus (RSV)— utilizing data from both laboratory-based sources and emergency department visits. This report is meant to add context to respiratory virus surveillance data, particularly when the co-circulation of respiratory viruses such as COVID-19, seasonal influenza, and Respiratory Syncytial Virus (RSV) rises. All data are preliminary and may change as additional reports are received.

### WEEKLY SURVEILLANCE KEY POINTS

The current respiratory illness activity level in Illinois is very low, data sourced from the [Seasonal Respiratory Illness Dashboard](#) (from March 29, 2026 to April 04, 2026).

#### COVID-19

- The [CDC Center for Forecasting and Outbreak Analytics](#) provides weekly state- level estimates of the time-varying reproductive number  $R_t$  and uncertainty interval for COVID-19. As of April 7, 2026,
  - The weekly percentage of ED visits diagnosed with COVID-19 is very low. The COVID-19 epidemic trend is declining.
  - Probability COVID-19 epidemic is growing: 3% (declining)
  - $R_t$  Estimate: 0.88 (0.75 - 1.01)
  - % of ED visits (COVID-19): 0.2% (very low)
- New COVID-19 variants emerge each year, and updated vaccines are formulated to offer the best protection against the most recent circulating strains. Getting the updated vaccine now helps protect against severe illness, hospitalization, and death. For the most current COVID-19 vaccine recommendations, please visit <https://www.cuphd.org/covid-19.html>, [For more information, go to Page 4](#)
- For March 2026 (*Data as of April 14, 2026*), **zero** [COVID-19-associated ICU admissions](#) were reported, year to date cases: **4**.

#### SEASONAL INFLUENZA

- The [CDC Center for Forecasting and Outbreak Analytics](#) provides weekly state- level estimates of the time-varying reproductive number  $R_t$  and uncertainty interval for Influenza. As of April 7, 2026,
  - The weekly percentage of ED visits diagnosed with Influenza is low. The Influenza epidemic trend is declining.
  - Probability Influenza epidemic is growing: 1% (declining)



**Public Health**  
Prevent. Promote. Protect.

Champaign-Urbana Public Health District

- Rt Estimate: 0.80 (0.67 - 0.95)
- % of ED visits (Influenza): low
- For March 2026 (*Data as of April 14, 2026*), **0** [influenza-associated ICU admissions](#) were reported, year to date cases: **9**.
- **29 of 504 (6%)** of individuals tested for influenza were positive. Since September 28, 2025, **4,408 of 19,280 (23%)** reported specimens tested for influenza were positive.
- The proportion of emergency department visits for influenza **decreased** from 2.6 in March to 1.01 in April, 2026 (*Data as of April 14, 2026*).
- Vaccination is the best way to protect against influenza infection, and all people six months of age and older are encouraged to get vaccinated. Influenza and COVID-19 vaccines can be given at the same visit if the timing coincides.
- Champaign County residents should ask their healthcare provider or pharmacist about vaccine availability. Those without health insurance or limited coverage may call 217-352-7961 to schedule a vaccination appointment at CUPHD.

[For more information, go to Page 6](#)

### **RSV**

- The [CDC Center for Forecasting and Outbreak Analytics](#) provides weekly state-level estimates of the time-varying reproductive number Rt and uncertainty interval for RSV. As of April 7, 2026,
  - The weekly percentage of ED visits diagnosed with RSV is low. The RSV epidemic trend is declining.
  - Probability RSV epidemic is growing: <1% (declining)
  - Rt Estimate: 0.58 (0.42 - 0.77)
  - % of ED visits (RSV): 0.4% (low)
- The proportion of emergency department visits in children <5 years old due to RSV has **decreased** from 0.9 in March to 0.4 in April, 2026 (*Data as of April 10, 2026*).
- For the current MMWR week (14-2026), the test positivity for RSV has **remained unchanged** at 1%.
- Compared to the previous week, the number of pediatric admissions due to RSV decreased from 2 to 0.
- For March 2026 (*Data as of April 10, 2026*), **zero** [RSV-associated ICU admissions](#) were reported, year to date cases: **2**.
- A single dose of the maternal RSV vaccine (Pfizer's Abrysvo) is recommended during gestational weeks 32-36 to help protect infants from severe RSV illness. For adults, a



**Public Health**  
Prevent. Promote. Protect.

**Champaign-Urbana Public Health District**

one-time RSV vaccine dose is recommended for everyone age 75 and older, and for adults 50-74 who are at increased risk for severe RSV disease. RSV immunization is recommended for infants under 8 months whose mothers did not receive the RSV vaccine in pregnancy and children ages 8 months through 19 months who are at increased risk for severe RSV disease. Talk with your healthcare provider or your child's pediatrician to learn which RSV protection options are right for you and your family.

[For more information, go to Page 10](#)



**Public Health**  
Prevent. Promote. Protect.

Champaign-Urbana Public Health District

## **EMERGENCY DEPARTMENT ILLNESS SURVEILLANCE**

In Illinois, all 185 acute-care hospitals report emergency department visit data to the Illinois Department of Public Health in near-real time. Variability in testing techniques across different viruses and age groups may lead to an underestimation of respiratory infections in electronic healthcare data, including emergency department visits. Nonetheless, the data provide a useful overall measure of trends in emergency department use. The graphs in this report showing emergency department visits by race and ethnicity include only records with documented race or ethnicity.

The percent of emergency department visits attributed to COVID-19, seasonal influenza, and RSV for residents of Champaign County is based on chief complaint and discharge diagnosis data within [ESSENCE](#). The weekly percentage of emergency department visits with a COVID-19 diagnosis in this report was not designed to match the percentages reported by the CDC. Metrics may differ across websites due to factors such as updates on different schedules, definitions, or calculations, such as presenting a 7-day moving average on daily data rather than weekly totals.

This report includes graphs of emergency department illnesses attributed to respiratory viruses.

**COVID-19**

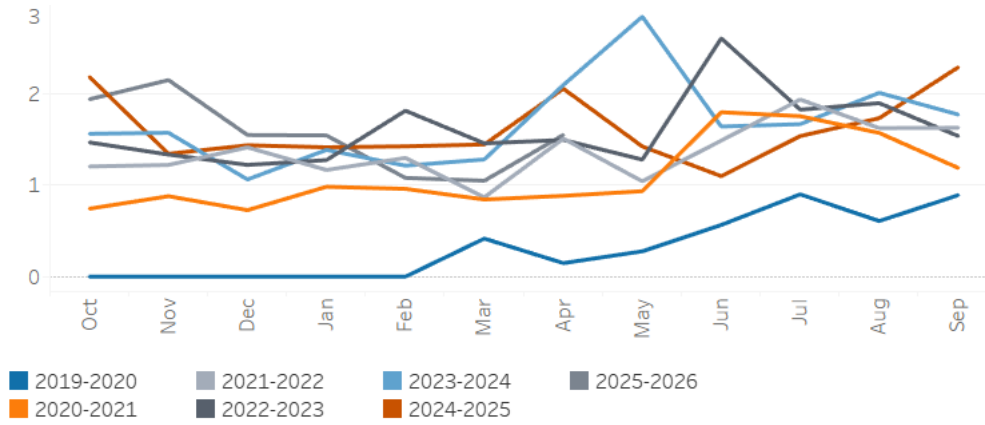


Figure 1: Percent of ED Visits for COVID-19 by Season

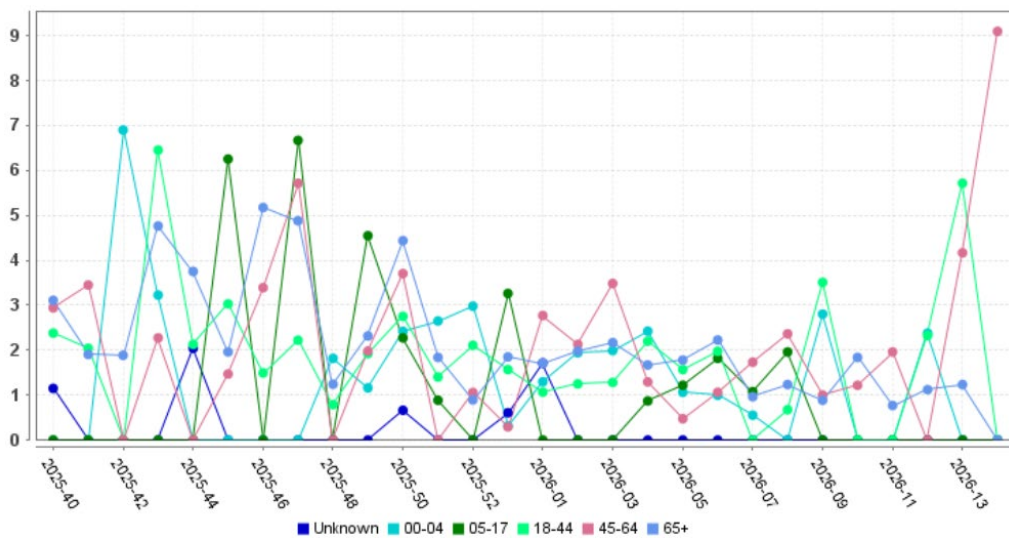


Figure 2: Percent of ED Visits for COVID-19 by Age-Group: Current Season



**Public Health**  
Prevent. Promote. Protect.

Champaign-Urbana Public Health District

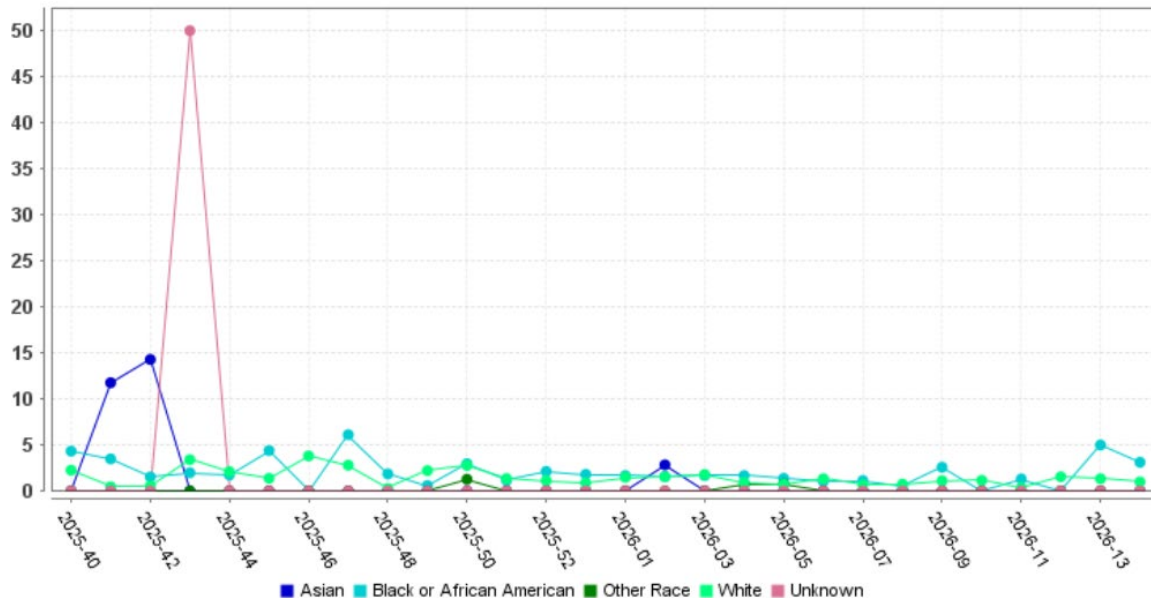


Figure 3: Percent of ED Visits for COVID-19 by Race: Current Season

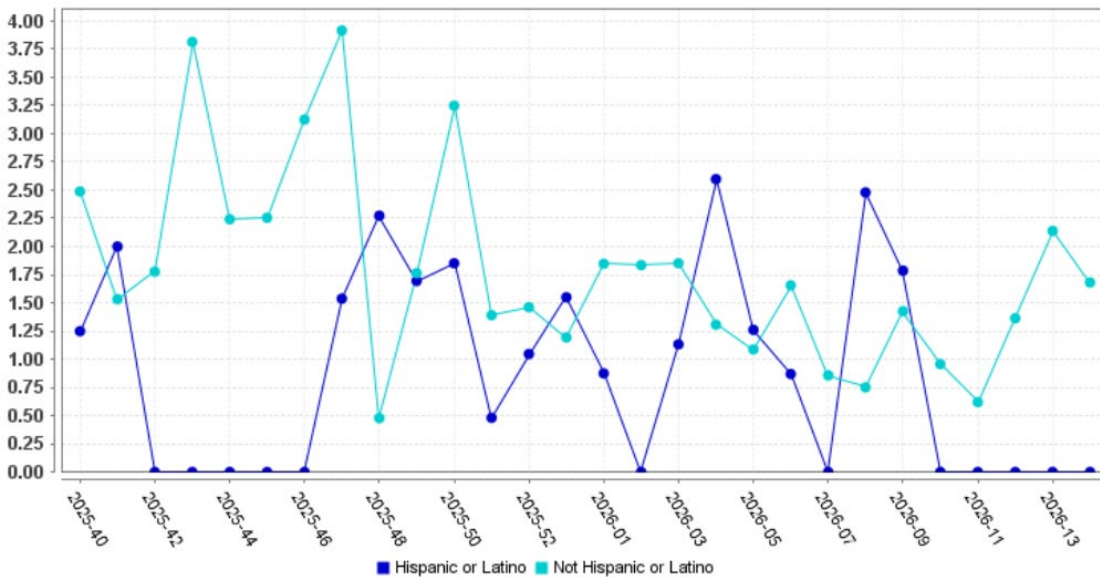


Figure 4: Percent of ED Visits for COVID-19 by Ethnicity: Current Season

### **SEASONAL INFLUENZA**

#### Number of Influenza-Associated ICU Admissions

In Illinois, influenza-associated ICU admissions are reportable to local health departments within 24 hours. The graph below shows the number of reported ICU admissions for Champaign County residents over time.

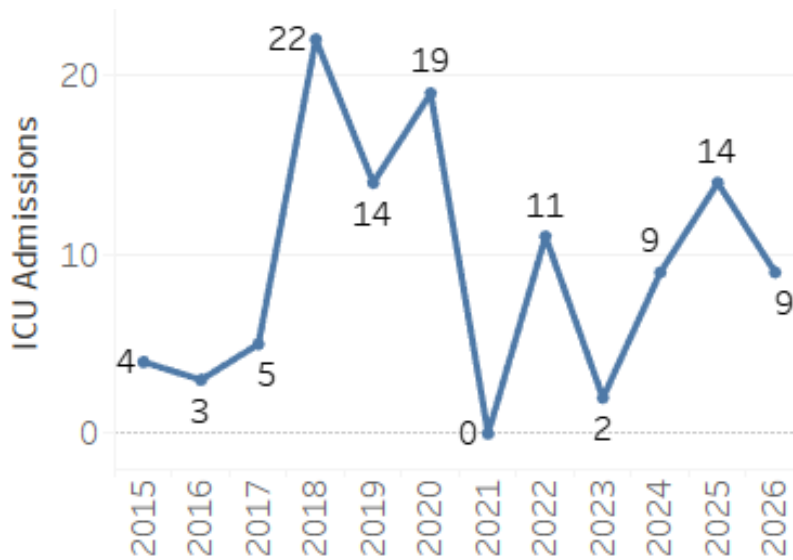


Figure 3: Number of Influenza-Associated ICU Admissions Among Champaign County Residents by Year

Percent of emergency department visits attributed to influenza for residents of Champaign County based on chief complaint and discharge diagnosis data within [ESSENCE](#).

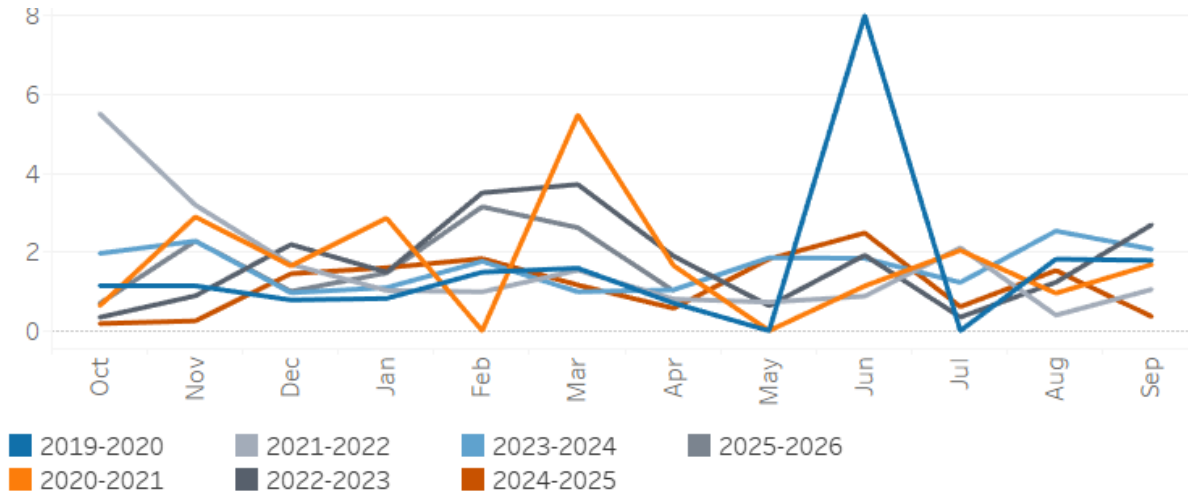


Figure 4: Percent of ED Visits for Influenza by Season

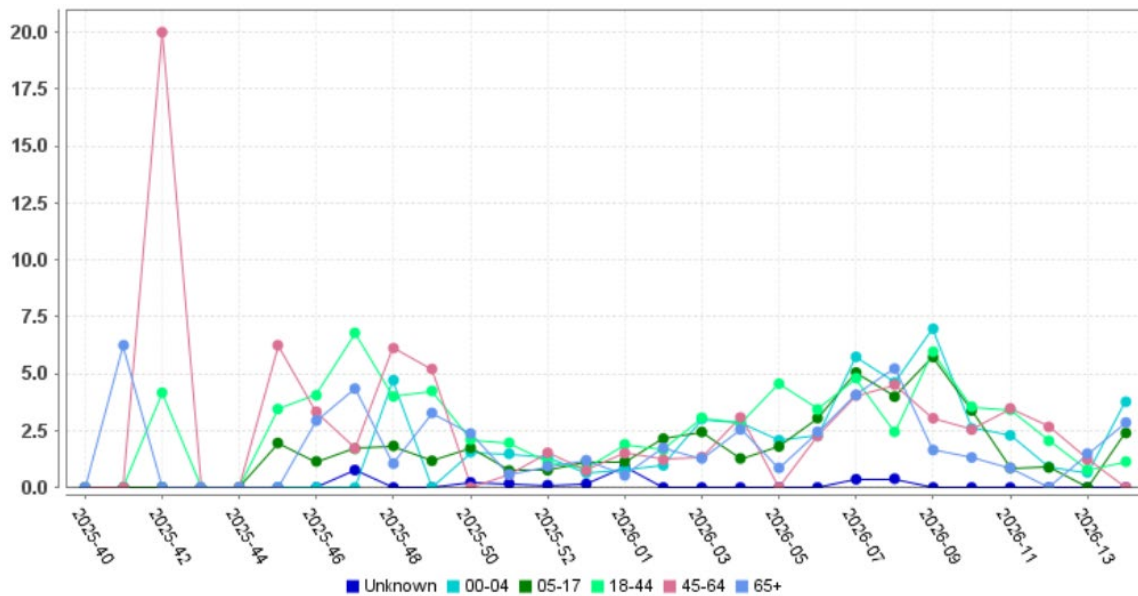


Figure 5: Percent of ED Visits for Influenza by Age Group: Current Season



**Public Health**  
Prevent. Promote. Protect.

Champaign-Urbana Public Health District

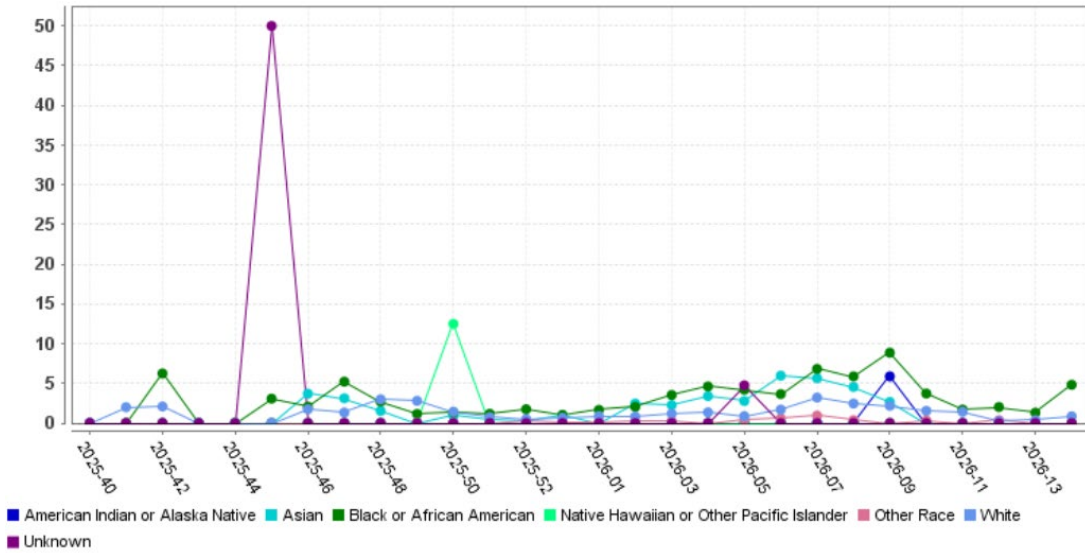


Figure 6: Percent of ED Visits for Influenza by Race: Current Season

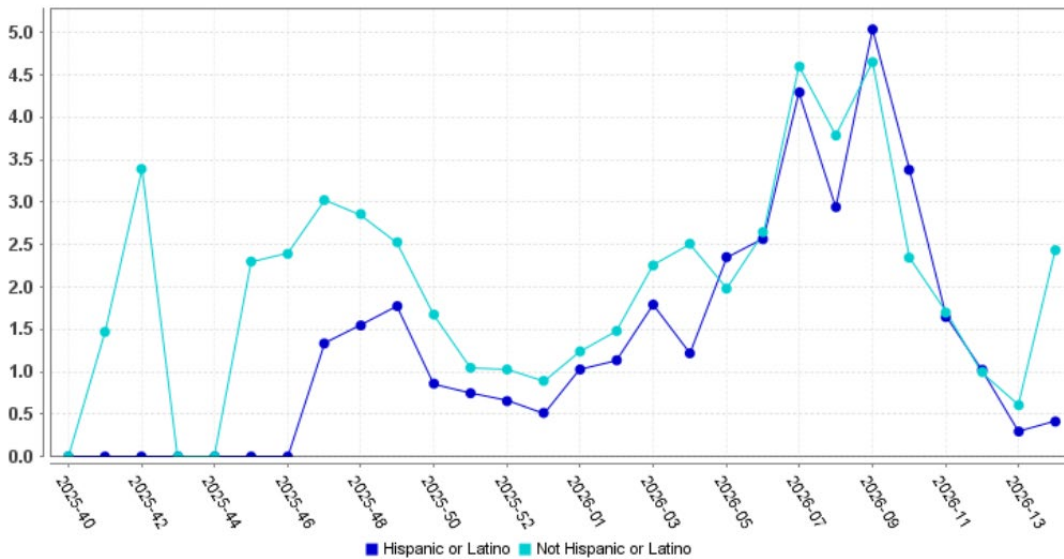


Figure 7: Percent of ED Visits for Influenza by Ethnicity: Current Season



**Public Health**  
Prevent. Promote. Protect.

Champaign-Urbana Public Health District

**RSV**

Current Week and Cumulative – Table 1 includes respiratory viral PCR tests and rapid antigen tests performed by two hospital systems serving Champaign County. Data reported include Champaign County and non-Champaign County residents.

	Week Ending April 11, 2026		Since September 28, 2025	
Respiratory Pathogen	# Tested	% Positive	# Tested	% Positive
Positive Influenza*	504	6%	19,280	23%
RSV*	116	1%	5,189	7%

Table 1. Represents respiratory pathogens array; RSV, SARS-COV-2, Influenza A&B by PCR; and POCT SARS Antigen FIA/Influenza A & B Combination test data.

Percent of emergency department visits attributed to RSV for residents of Champaign County based on chief complaint and discharge diagnosis data within [ESSENCE](#).

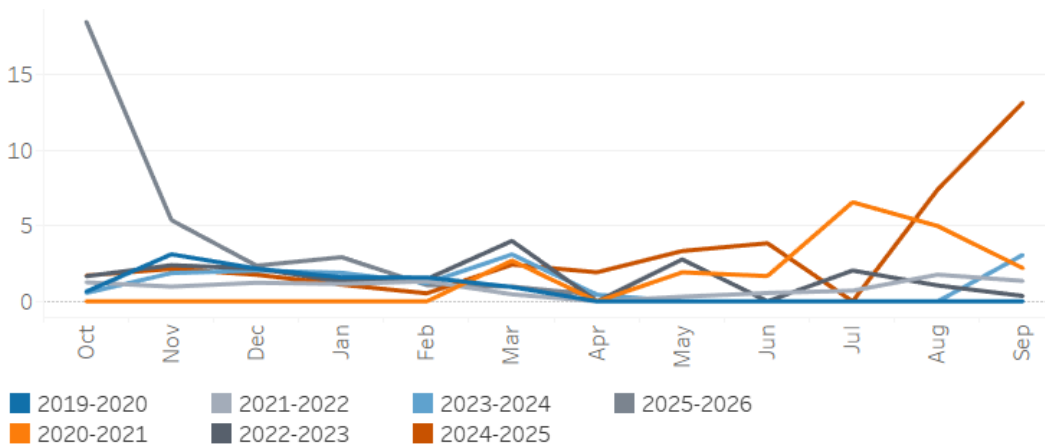


Figure 8: Percent of ED Visits for Children (<5) for RSV by Season



**Public Health**  
Prevent. Promote. Protect.

**Champaign-Urbana Public Health District**

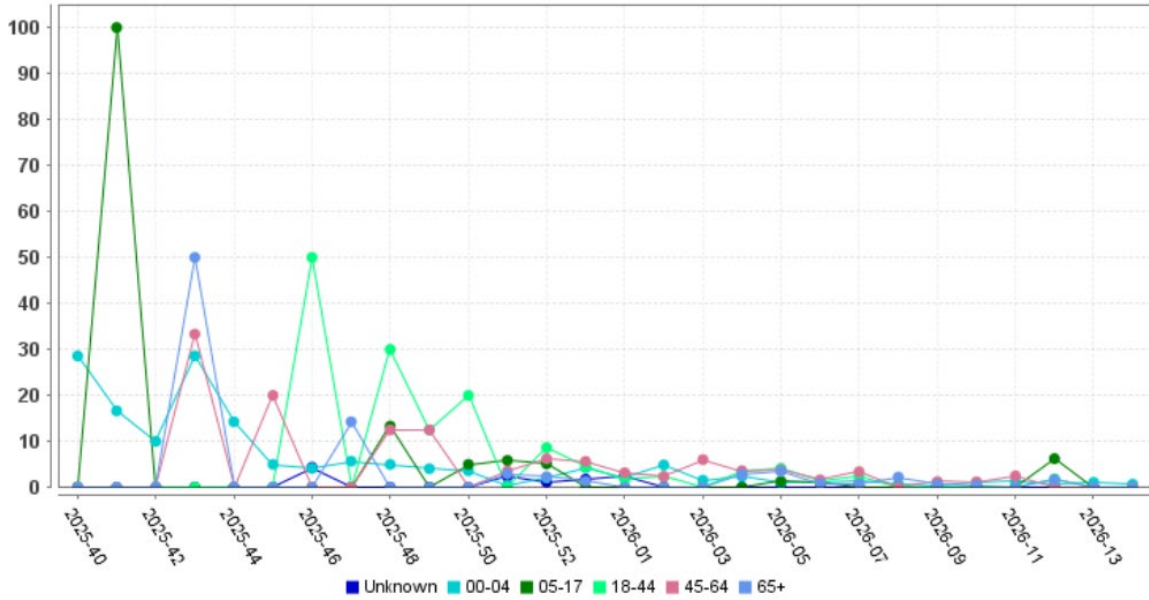


Figure 9: Percent of ED Visits for RSV by Age Group: Current Season

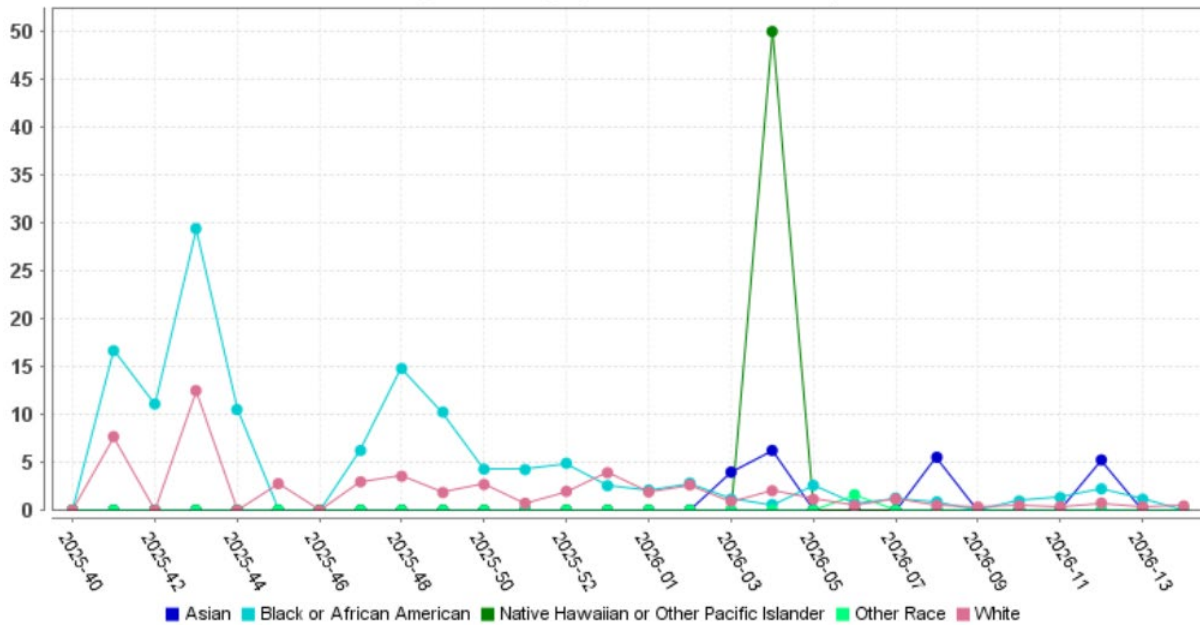


Figure 10: Percent of ED Visits for RSV by Race: Current Season



**Public Health**  
Prevent. Promote. Protect.

**Champaign-Urbana Public Health District**

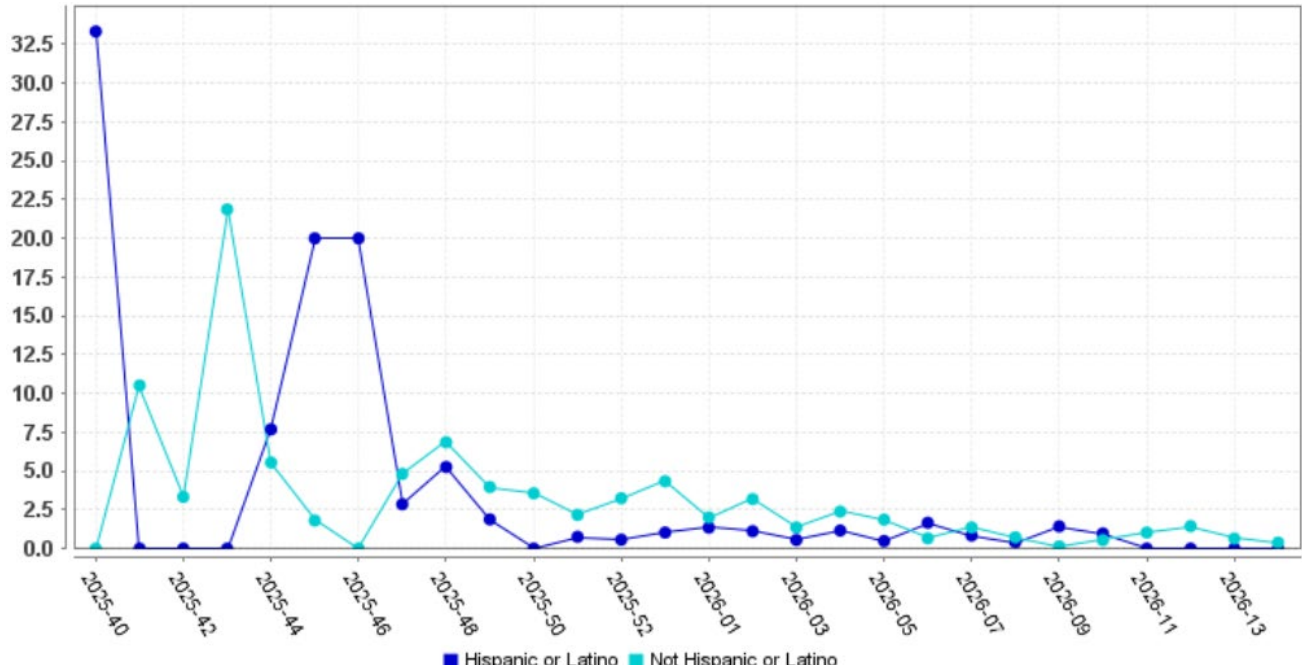


Figure 11: Percent of ED Visits for RSV by Ethnicity: Current Season



**Public Health**  
Prevent. Promote. Protect.

**Champaign-Urbana Public Health District**

### **MONTHLY PEDIATRIC ADMISSIONS**

Emergency department visit data includes information on whether the visit resulted in a hospital admission at any time during the clinical encounter. The syndromes or diseases associated with the hospitalization are based on chief complaint and discharge diagnosis codes and do not necessarily represent lab-confirmed cases. The chart below depicts hospital admissions of Champaign County children <18 years old at the time of admission to hospitals within Champaign County for acute respiratory illnesses.

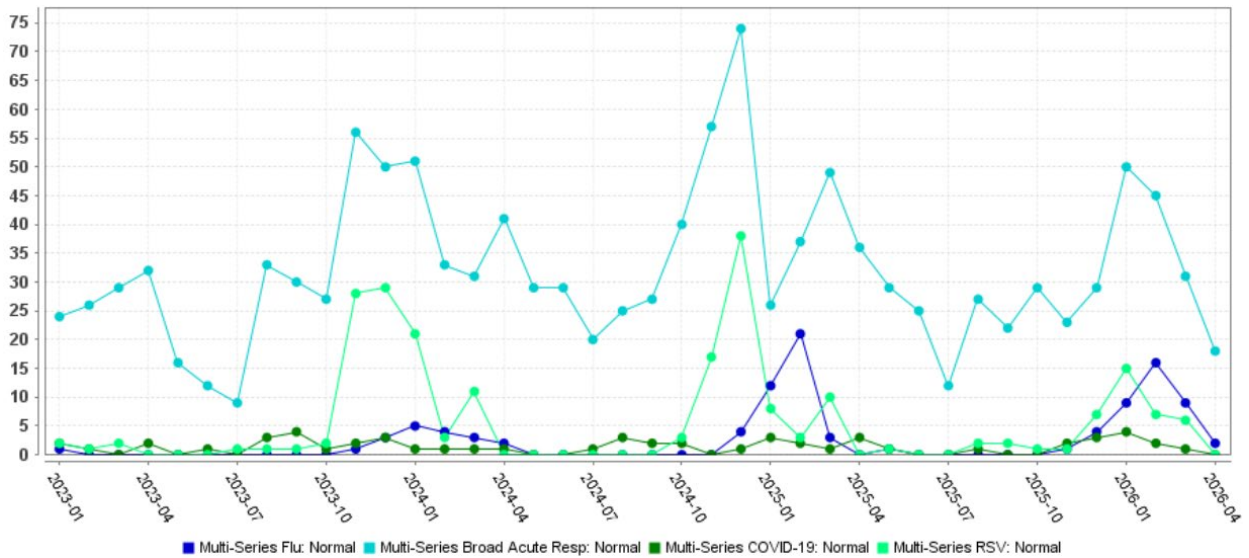


Figure 12: Monthly Pediatric Admissions



**Public Health**  
Prevent. Promote. Protect.

Champaign-Urbana Public Health District

## **NATIONAL AND STATE RESPIRATORY VIRUS SURVEILLANCE**

The Centers for Disease Control and Prevention’s [FluView](#) report provides national updates and trends related to influenza activity across the United States, and the National Respiratory and Enteric Virus Surveillance System ([NREVSS](#)) is a voluntary laboratory-based system that monitors temporal and geographic circulation patterns of several respiratory viruses in the U.S. The Respiratory Virus Hospitalization Surveillance Network ([RESP-NET](#)) comprises three networks that conduct population-based surveillance for laboratory-confirmed hospitalizations associated with COVID- 19, Influenza, and RSV hospitalizations, including those resulting in ICU admission or death, among children and adults. The CDC’s Respiratory Virus Data Channel [Respiratory Illnesses Data Channel](#) is designed to provide community level snapshots concerning the “big 3” viral respiratory illnesses.

To help keep the public informed about conditions around the state, the Illinois Department of Public Health maintains the [Seasonal Respiratory Illness Dashboard](#). This dashboard provides the public with the latest data on hospital visits, seasonal trends, lab test positivity, and demographic data. In December 2023, the IDPH Immunization section published the [Illinois Flu Vaccine Coverage Dashboard](#), which provides a visual, interactive interface for monthly and/or cumulative flu vaccine administration data among Illinois residents (6 months and older) for the current and previous flu seasons.